

Descripción:

PENTA W.A. PANEL SÁNDWICH

Unidad:

mm

Escala:

1/*

Revisado:

2021/05/05

Autor:

Víctor Soldevilla

Revisión:

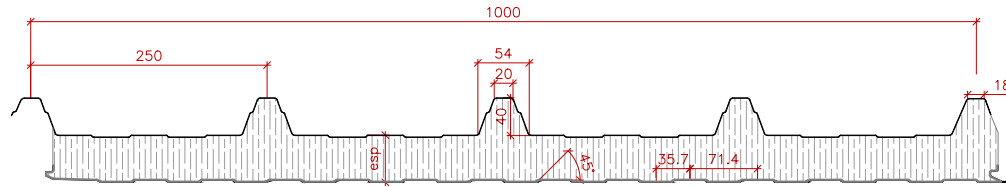
CE01

 **italpannelli**

Escala:
1/8

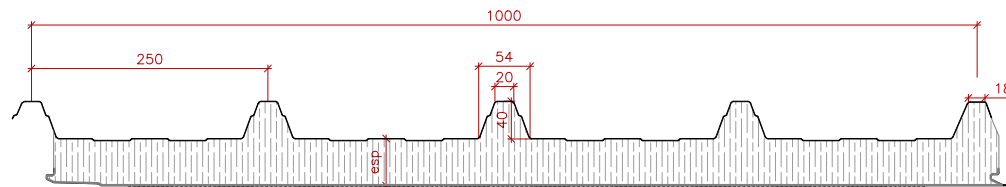
DOGATO EXT.
PERFILADO

DOGATO INT.
PERFILADO



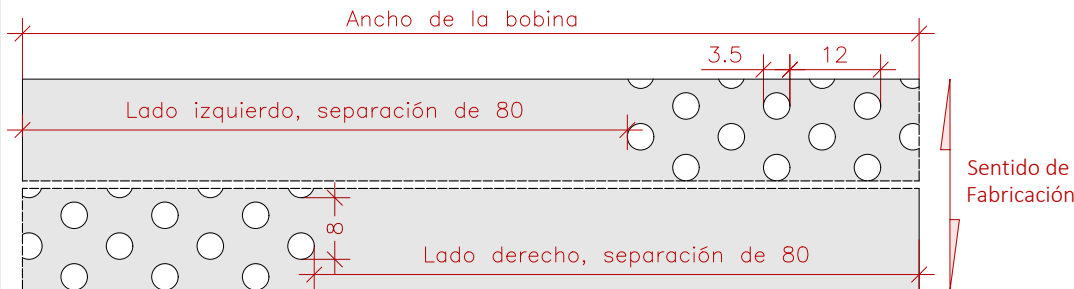
DOGATO EXT.
PERFILADO

LISO INT.
SIN PERFILADO



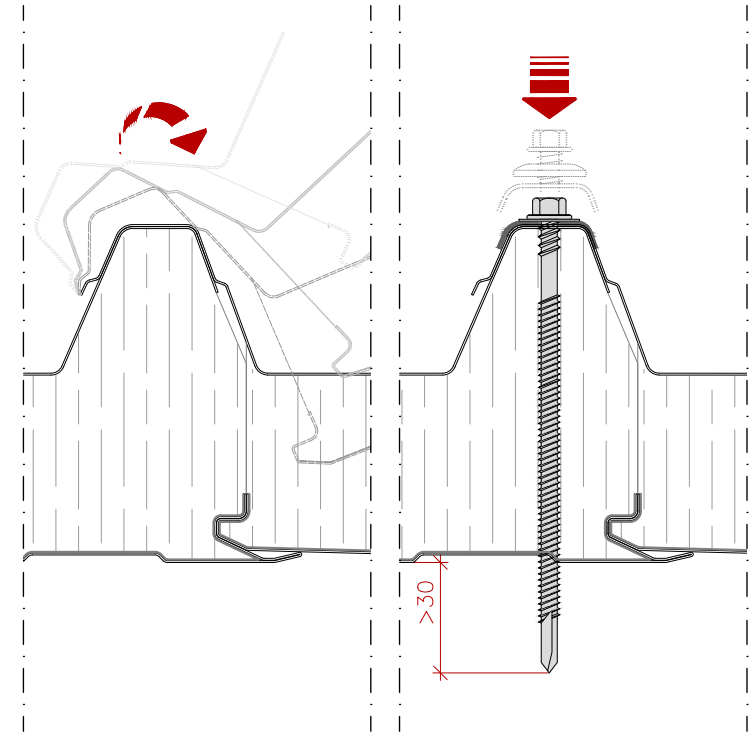
Escala:
1/1

DIMENSIONES
DEL FORADO




SECCIÓN : ENCAJE :


Escala:
1/2




VISTAS:



FRONTAL



MÚLTIPLE



ENCAJE